


## 611 / 612 SERIES

FOR TO PIN CIRCLE DEVICES

### 611 Series for TO-5 .200" Diameter Pin Circle Devices



Rated for 5,000 Cycles

#### Features

- Molded guides prevent "stubbing" of device leads
- Low-insertion force contacts with large target area
- Retention Feature on the tails
- Polarized to BIB, not to device
- Center hold down pin
- For temperatures up to 150°C


Lead Count	Contact Material	Contact Plating	Plating Thickness	Part Number
3	Beryllium Copper	Select Gold	30 microinches	611-1032314
4	Beryllium Copper	Select Gold	30 microinches	611-1042314
8	Beryllium Copper	Select Gold	30 microinches	611-1082314
10	Beryllium Copper	Select Gold	30 microinches	611-1102314



## 612 Series for TO-18 .100" Diameter Pin Circle Devices

### Features

- Low-insertion force
- Large entry area for easy insertion of device leads
- Polarized to BIB, not to device
- Four solder hold down pins
- For temperatures up to 150°C



Rated for 5,000 Cycles

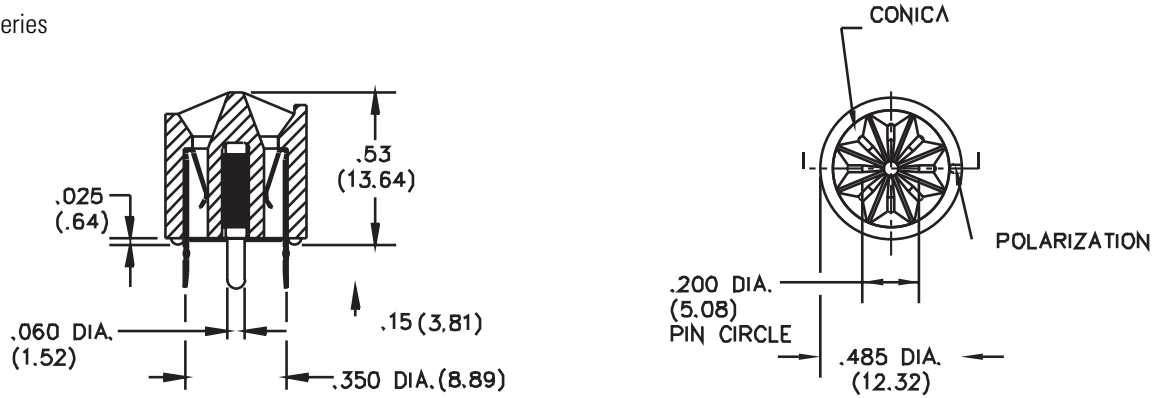
Lead Count	Contact Material	Contact Plating	Plating Thickness	Part Number
3	Beryllium Copper	Select Gold	30 microinches	612-1032314
4	Beryllium Copper	Select Gold	30 microinches	612-1042314



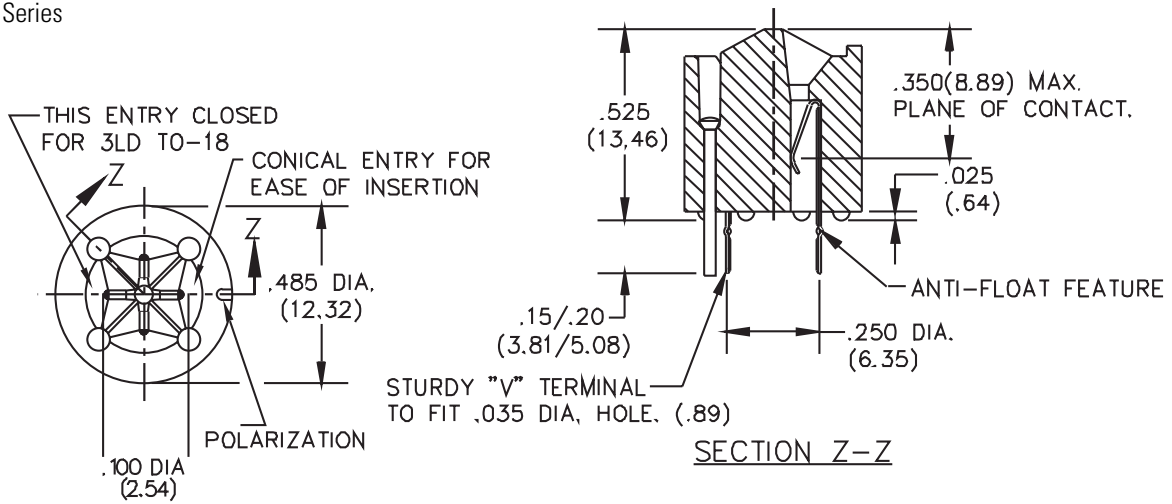
# DIMENSIONS AND DIAGRAMS

Accepts package pin diameter of 0.018+/-0.005 inches

## 611 Series

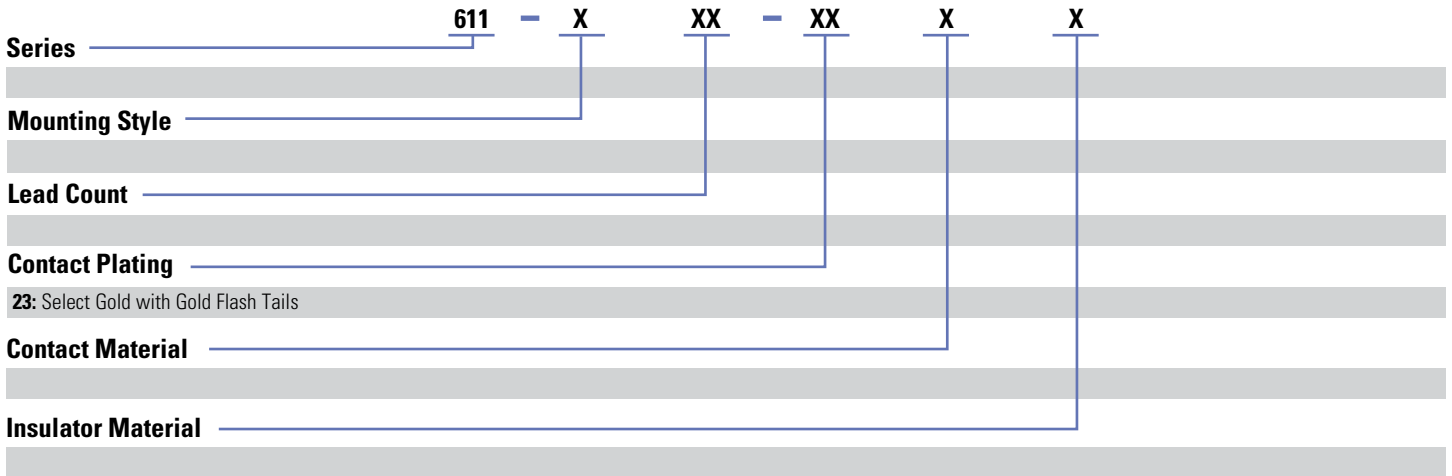


## 612 Series

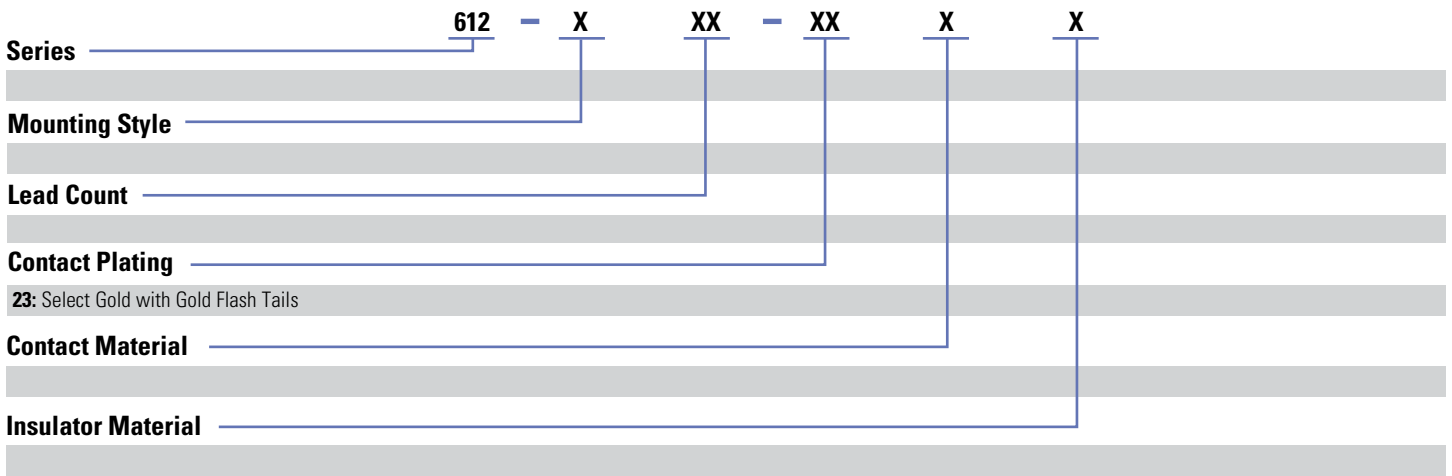




611 Series



612 Series



Revised 02/07/18

Sensata Technologies, Inc. ("Sensata") data sheets are solely intended to assist designers ("Buyers") who are developing systems that incorporate Sensata products (also referred to herein as "components"). Buyer understands and agrees that Buyer remains responsible for using its independent analysis, evaluation and judgment in designing Buyer's systems and products. Sensata data sheets have been created using standard laboratory conditions and engineering practices. Sensata has not conducted any testing other than that specifically described in the published documentation for a particular data sheet. Sensata may make corrections, enhancements, improvements and other changes to its data sheets or components without notice.

Buyers are authorized to use Sensata data sheets with the Sensata component(s) identified in each particular data sheet. HOWEVER, NO OTHER LICENSE, EXPRESS OR IMPLIED, BY ESTOPPEL OR OTHERWISE TO ANY OTHER SENSATA INTELLECTUAL PROPERTY RIGHT, AND NO LICENSE TO ANY THIRD PARTY TECHNOLOGY OR INTELLECTUAL PROPERTY RIGHT, IS GRANTED HEREIN. SENSATA DATA SHEETS ARE PROVIDED "AS IS". SENSATA MAKES NO WARRANTIES OR REPRESENTATIONS WITH REGARD TO THE DATA SHEETS OR USE OF THE DATA SHEETS, EXPRESS, IMPLIED OR STATUTORY, INCLUDING ACCURACY OR COMPLETENESS. SENSATA DISCLAIMS ANY WARRANTY OF TITLE AND ANY IMPLIED WARRANTIES OF MERCHANTABILITY, FITNESS FOR A PARTICULAR PURPOSE, QUIET ENJOYMENT, QUIET POSSESSION, AND NON-INFRINGEMENT OF ANY THIRD PARTY INTELLECTUAL PROPERTY RIGHTS WITH REGARD TO SENSATA DATA SHEETS OR USE THEREOF.

All products are sold subject to Sensata's terms and conditions of sale supplied at [www.sensata.com](http://www.sensata.com) SENSATA ASSUMES NO LIABILITY FOR APPLICATIONS ASSISTANCE OR THE DESIGN OF BUYERS' PRODUCTS. BUYER ACKNOWLEDGES AND AGREES THAT IT IS SOLELY RESPONSIBLE FOR COMPLIANCE WITH ALL LEGAL, REGULATORY AND SAFETY-RELATED REQUIREMENTS CONCERNING ITS PRODUCTS, AND ANY USE OF SENSATA COMPONENTS IN ITS APPLICATIONS, NOTWITHSTANDING ANY APPLICATIONS-RELATED INFORMATION OR SUPPORT THAT MAY BE PROVIDED BY SENSATA.

Mailing Address: Sensata Technologies, Inc., 529 Pleasant Street, Attleboro, MA 02703, USA.

CONTACT US

Americas  
480.682.6148 or 480.681.6116